

Written by Patty Ann
Published & Copyright 2016; Edits 2020 © Patty Ann

All Rights Reserved.

No part of this book may be reproduced, stored in or introduced into a retrieval system, or transmitted, in any form or by any means (electronic, mechanical, photocopying, recording or otherwise) without the prior written permission of the author-publisher.

Inquiries and questions can be directed to PattyAnn.net.

Charitable Giving

For Community Service

Teacher's Guide Intro

Welcome! This is a guidebook for helping your students comprehend the **concept** of charitable giving which leads to community service.

There are 5 exercises that are flexible and can be used

- ** All during one class-time;
- ** Split up over a couple days;
- ** Expanded upon determined by your sessions.

This outline of topics that can be discussed with a whole class or in small groups. For variety, split your class into groups of 3-4 students. Rotate between all class conversations with contributions and small group discussions with their top ideas shared.

Additionally, each topic page also provides a useful tip. And every exercise will be followed by a project activity handout. Enjoy!





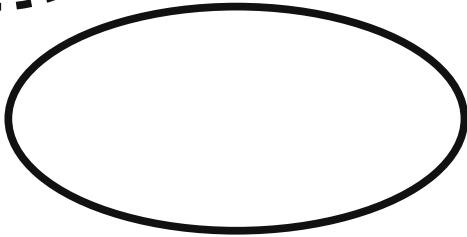
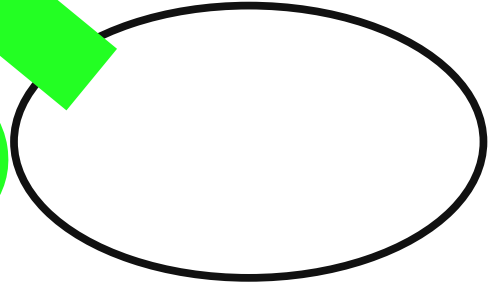

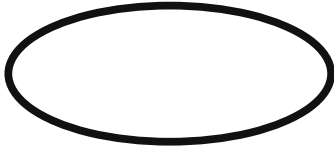


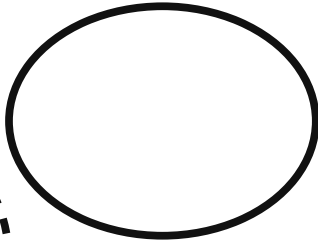
TEACHER TIP

This guide is in
outline format.
Add your ideas to
expand activities!

EXERCISE 1

FOCUS WORDS THAT DEFINE CHARITABLE GIVING

WORDS
THAT TAG
CHARITABLE
GIVING



PHRASES TO
DESCRIBE
CHARITABLE
GIVING

Sample

EXERCISE 2

EXPLORE & DESCRIBE:

Where and How to Charitably Give

(10-12 minutes)

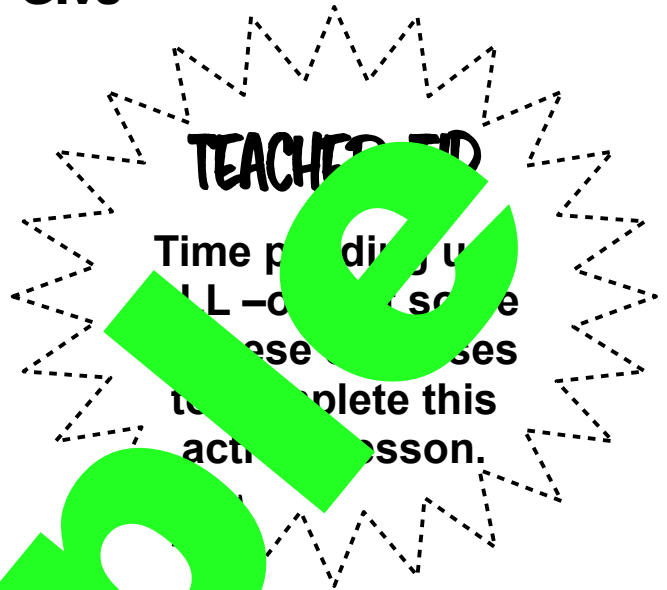
Teacher Notes:

1. Have students independently write down charities they would enjoy giving to...even if they never have done so.
2. Then after each one describe how they would like to give.
3. And, follow the instructions at the bottom of the activity sheet for prioritizing top 3 picks.
4. Ask for a few students to share their charitable giving destinations.
5. Ask the class to take the exercise away until the end of this activity. Or, collect the activity sheets and save for later.

EXAMPLE 2: Example:

Charity organization: Local community center.

How you can contribute: (1) Spend time mentoring. (2) Help clean up.



EXERCISE 2



HOW I'D LIKE TO BE CHARITABLE . . .

CHARITY OR ORGANIZATION	WAYS I CAN CONTRIBUTE
	1.
	2.
	1.
	2.
	1.
	2.
	1.
	2.
	1.
	2.
	2.
	1.
	2.

Sample



Star Your Top 3 Picks & Prioritize by 1-2-3.



Share with Your Class.



Put Away Until The Last Exercise.

EXERCISE 3

IDENTIFY RESOURCES used in Charitable Giving

(10-12 minutes)

Teacher Notes:

Without too much elaboration have students come up with their own list of resources that are typically contributed to charities.

You may start with a mention that when most people think about donations...they think of donating money. Or you may pose this open ended question to your class:

What is the first item you think you would donate to a charity?

Then explain Exercise 3 will reveal that there are many other ways to contribute to charities.

Exercise 3 Example:

Type of Resource = Money donated

How to Donate = Walking Dogs at the Humane Society

TEACHER TIP

**You may do the
these exercises as
a class, or break
into small groups.**

EXERCISE 3

IDENTIFY RESOURCES

NAME
RESOURCE
TYPE



THEN DESCRIBE
SPECIFICALLY
HOW & WHERE
TO DO



Sample

EXERCISE 4

DESCRIBE where Charitable Giving BEGINS and the Intrinsic Value of Giving

(10-12 minutes)

Teacher Notes:

Start a class conversation and have students come with their own list of giving OUTSIDE of agencies and organizations.

Mention-able thoughts about charitable giving such as.....

- ** Charity begins at home, for example cooking dinner dishes;
- ** Giving is anything you give to another to benefit them;
- ** Can be hidden gestures nobody else sees such as picking up garbage;
- ** Makes you feel good about your contribution;
- ** Charity does not always mean help to a large group. Consider:
 - Mowing the lawn of an elderly handicapped neighbor;
 - Teaching math to your sibling that asks you for help;
 - Finding a lost dog and finding its owner.

ALL COMMUNITY SERVICE COUNTS AS CHARITABLE GIVING!

Exercise 4 Example

Describe a situation where giving would make you feel good and why.

I helped my neighbor weed her garden. I felt right because she always hires and pays me well.

TEACHER TIP

Teaching an intrinsic value is easy when students can identify their feel good emotions when they help another.

EXERCISE 4

DESCRIBE INTRINSIC VALUES FOR GIVING



Describe briefly
a time where
you gave or did
something for
another.
Explain how
it felt to y

Sample

EXERCISE 5

REVISIT- RE-EXAMINE- & MODIFY Preferences for Charitable Giving

(10-12 minutes)

Teacher Notes:

Hand out Exercise 5. It looks similar to Exercise 2 with a few changes.

Instruct students:

Based on what you just learned about charitable giving, fill out Exercise 5. Do not look back at Exercise 2. This activity is to help you observe how your ideas about community service may have changed during our conversations.

Exercise 5 Example:

Where to Give:

Local Food Bank

How I can Contribute:

Help in the Friday Soup Kitchen

What I have learned:

Like being acknowledged for helping. Thanked.

TEACHER TIP

Hold onto Exercise 2
Then give it back to
the students after
Exercise 5 is done.
Let them compare
Exercises.

EXERCISE 5

HOW I'D LIKE TO BE CHARITABLE ~ A REVISIT!

WHERE I'D LIKE TO GIVE	WAYS I CAN CONTRIBUTE...	WHAT VALUE MIGHT I GET FROM GIVING?
	1.	
	2.	
	1.	
	2.	
	2.	



Any New Perceptions with Your Classmates!



CLASS WRAP UP

3 THINGS You Learned about Charitable Giving

(3-5 minutes)

Teacher Notes:

Hand out a quarter sheet to each student and have them draw down three new things learned about charitable giving that they did not know before.

Have them hand these notations back to you for participation credit—or use for ideas for future discussions.

REMINDER to Students:

ALL GIVING IS CHARITABLE.
ALL COMMUNITY SERVICE IS CHARITABLE GIVING.

TEACHER TIP

**Any one—or ALL
of these Exercises
can be used to give
participation credit.**

3 NEW THINGS I LEARNED
ABOUT CHARITABLE GIVING:

1. _____

2. _____

3. _____

3 NEW THINGS I LEARNED
ABOUT CHARITABLE GIVING:

1. _____

2. _____

3. _____

3 NEW THINGS I LEARNED
ABOUT CHARITABLE GIVING:

1. _____

2. _____

3. _____

3 NEW THINGS I LEARNED
ABOUT CHARITABLE GIVING:

1. _____

2. _____

3. _____

Sample

THANK YOU FOR PREVIEWING

Charitable Giving

For Community Service

YOUR RATING AND COMMENTS ARE APPRECIATED!

Other Character Development Books
by Patty Ann to Consider:



THANK YOU FOR SUPPORTING



Charitable Giving

Page 15

All Rights Reserved © PattyAnn.net